

TCB™ 500

Control in your hands.
Efficiency at your command.



A semi-automatic tracer, centerer
and blocker built for skilled professionals.



1. Optimized adjustments beyond predefined settings



Flexible Parameters

The TCB™ 500 is a semi-automatic tracer, centerer and blocker that provides Eye Care Professionals the flexibility to adapt frame tracing and lens blocking for complex specialized jobs. This means that skilled professionals can leverage their expertise to optimize results beyond pre-set parameters, expanding what can be done in-store.

Seamless Navigation

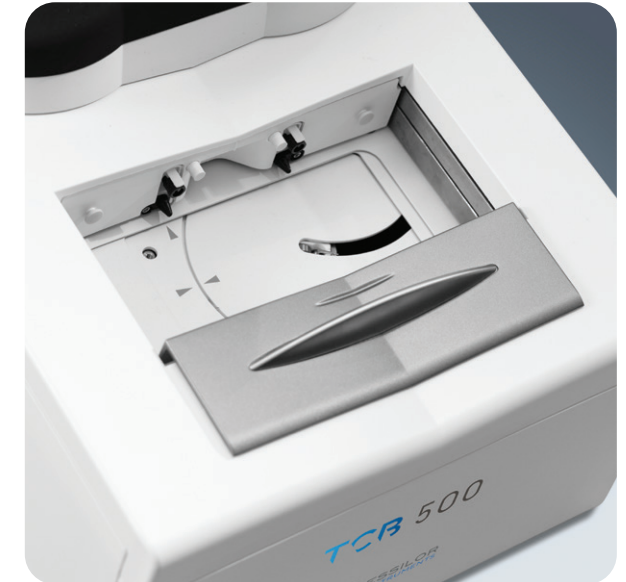
Navigate effortlessly through all functions with the intuitive, easy-to-read color touch screen display. The user-centric interface ensures a smooth and efficient workflow.

Integrated Frame Database

Access an extensive library of EssilorLuxottica rimless and semi-rimless frames to optimize shape tracing with secured design and workflow efficiency.

2. Smarter control for workflow efficiency

TCB™ 500 performs fast and precise tracing cycles, provides optical tracing versatility (demo lenses, patterns), and real-time confirmation of centering, reducing time spent per job, while still giving Eye Care Professionals full control.



Fast, Easy and Extended Frame Tracing

TCB™ 500 offers rapid frame tracing with auto-frame-type selection and simple blocking. TCB™ 500 automatically adjusts decentrations based on frame parameters and wearer data, guaranteeing optimized precision.

Automatic Drilling-Hole Recognition

Enhance your productivity with TCB™ 500 through simultaneous shape acquisition and automatic detection of drilling holes.

Precise Centering and Convenient Blocking

TCB™ 500 offers real-time orientation and confirmation of centering position, combining auto-control and visual prompts, to ensure foolproof accuracy.

TCB PRO™ 500

Build for relentless demands



Reinforced for Laboratory Cadence

With strengthened materials and reinforced components, the PRO version is engineered to handle the heavy workloads and high throughput of optical laboratories. Paired with the ES PRO 700M, it creates a complete and optimized finished laboratory system.


Uninterrupted Business Continuity

Built to minimize downtime, safeguarding labs against costly workflow disruptions.



Unlock the full potential of your workflow


For a complete and optimized finishing system, pair the TCB™ 500 with ES™ 700 or ES™ 700M.



ES™ 700

With real time control of cutting forces, the roughing cycle automatically adapts to the curves of lenses up to base 10.

Giving better prowess and avoiding risks of breakage. The bevel placement and shelf depth are optimized for safe mounting without undue stress on lens.



ES™ 700M

Raise your game with absolute axis control with ES™ 700M, thanks to its hybrid milling and grinding technology.

Secures the edging process for very slippery, hydrophobic, or delicate lenses. This prevents axis deviation and ensures all lenses are cut with a perfectly controlled result.

Technical Specifications

Functions	TCB 500	TCB PRO 500
Myopia Fit Manual centering	⦿	⦿
Frame tracing: Automatic binocular tracing in 3 Dimensions - High-precision tracing cycle with rim profile measurement. High-precision cycle with acquisition of groove profile. Advanced High-Base Cycle.	⦿	Available with or without the tracing table
Optical tracing: Demo lenses, recut lenses and patterns.	⦿	⦿
Database: Integrated EssilorLuxottica rimless frame database.	⦿	⦿
Centering 2-way optical system with prismatic correction. 3-D compensation. Centering cross adapted to each lens type. Built-in zoom.	⦿	⦿
Centering aid: Progressive lenses and single vision lenses. Automatic detection of centering marks (re-dotted micro engravings, markings, focimeters dots). Real time orientation and confirmation of centering position, combining auto-control and visual prompts.	⦿	⦿
Shape modification: Scaling, B-dimension, ½ B-dimensions, A-dimension, ½ A-dimension, rotation.	⦿	⦿
Blocking: Front loading of the posiblock. Electrical clamping command with pressure control.	⦿	⦿

Other features

Screen Size	10" / 16:9 Multi-touch top right display		
Dimensions HxWxD (mm) and weight	H: 620, W: 300, D: 500, 22.5kg		
Power consumption & Power supply voltage	L1300003 TCB 500 with tracing table	115V - 230V / 50-60Hz / 250W	
	L1300004 TCB 500 without tracing table	115V - 230V / 50-60Hz / 250W	
	L1300005 TCB PRO 500	115V - 230V / 50-60Hz / 250W	

Recommended edger functions	ES 700	ES 700M	ES PRO 700M
Bevel / Flat / Polish / Chambering	⦿	⦿	⦿
Grooving & Drilling tilt up to 30°	⦿	⦿	⦿
Mixed finishing	⦿	⦿	⦿
High Curve bevel up to wrap 30° base 10	⦿	⦿	⦿
Shelf or asymmetric bevel with ajustable height	⦿	⦿	⦿
Mini-bevel	⦿	⦿	⦿
Step bevel	Up to 3 mm depth	Up to 3.5 mm depth	Up to 5.5 mm depth
Back step bevel & Inclined back step bevel	⦿	⦿	⦿
Milling		⦿	SuperVeloce



TCB 500-Brochure-EN-V2-Nov2025

ESSILOR INTERNATIONAL
147 rue de Paris
94220 Charenton-le-Pont, France

Made in France. As improvements are made, these specifications are not contractually binding and may be modified without prior notice. Please read the user manual attentively.
TCB™ 500, TCB PRO™ 500, ES™ 700, ES™ 700M and ES PRO™ 700M are trademarks of Essilor International.

Tel: +33 (0)1 49 80 62 80
www.essilor-instruments.com
© Essilor International - November 2025

